

|                     |                               |
|---------------------|-------------------------------|
| Name of the Company | : ROYAL ORCHID HOTELS LIMITED |
| Scrip Code          | : 532699                      |
| Name of the scrip   | : ROHL TD                     |
| Class of security   | : EQUITY                      |
| Quarter ended       | : 30TH JUNE 2013              |

SHAREHOLDING PATTERN IN COMPLIANCE WITH CLAUSE 35 OF THE LISTING AGREEMENT AS ON 30TH JUNE 2013


1(a) Statement showing Shareholding Pattern

| Partly paid-up shares :   | No of partly paid-up shares  | As a % of total no. of partly paid-up shares              | As a % of total no. of shares of the Company   |
|---|------------------------------|---|--|
| Held by promoter/promoter group   | -                            | -   | -  |
| Held by Public  | -                            | -   | -  |
| Total(D)  | -                            | -   | -  |
| Outstanding convertible securities :  | No of outstanding securities | As a % of total no. of outstanding convertible securities | As a % of total no. of shares of the company, assuming full conversion of the convertible securities |
| Held by promoter/promoter group   | -                            | -   | -  |
| Held by Public  | -                            | -   | -  |
| Total(E)  | -                            | -   | -  |
| Warrants :  | No of warrants               | As a % of total no. of warrants                           | As a % of total no. of shares of the Company, assuming full conversion of warrants                   |
| Held by promoter/promoter group   | -                            | -   | -  |
| Held by Public  | -                            | -   | -  |
| Total(F)  | -                            | -   | -  |
| Total paid-up capital of the company, assuming full conversion of warrants and convertible securities (A+B+C)+(D+E+F) | 27,233,965                   | -   | 100.00   |

CERTIFIED TRUE COPY

For ROYAL ORCHID HOTELS LIMITED

*K B Shyam Kumar*  
K B SHYAM KUMAR  
COMPANY SECRETARY



| Category Code | Category of shareholder   | Total Number of shareholders | Total number of shares | Number of shares held in dematerialized form | Total shareholding as a percentage of total number of shares |                            | Shares pledged or otherwise encumbered |                                    |
|---------------|---|------------------------------|------------------------|--|--|----------------------------|--|------------------------------------|
|               |   |                              |                        |  | As a percentage of (A+B)                                     | As a percentage of (A+B+C) | Number of shares                       | As a percentage of (VIII)/(IV)*100 |
| (I)           | (II)  | (III)                        | (IV)                   | (V)  | (VI)   | (VII)                      | (VIII)                                 | (IX)=(VIII)/(IV)*100               |
| <b>(A)</b>    | <b>Shareholding of Promoter and Promoter Group[2]</b>                                   |                              |                        |  |  |                            |  |                                    |
| <b>(1)</b>    | <b>Indian</b>   |                              |                        |  |  |                            |  |                                    |
| (a)           | Individuals/ Hindu Undivided Family   | 5                            | 13,354,220             | 13,354,220                                   | 49.04  | 49.04                      | 12415399                               | 92.97                              |
| (b)           | Central Government/ State Government(s)   | -                            | -                      | -  | -  | -                          | -                                      | -                                  |
| (c)           | Bodies Corporate  | 3                            | 5725425                | 5725425                                      | 21.02  | 21.02                      | 0                                      | 0.00                               |
| (d)           | Financial Institutions/ Banks   | -                            | -                      | -  | -  | -                          | -                                      | -                                  |
| (e)           | Any Other (specify)   | -                            | -                      | -  | -  | -                          | -                                      | -                                  |
|               | <b>Sub-Total (A)(1)</b>   | <b>8</b>                     | <b>19079645</b>        | <b>19079645</b>                              | <b>70.06</b>   | <b>70.06</b>               | <b>12415399</b>                        | <b>65.07</b>                       |
| <b>(2)</b>    | <b>Foreign</b>  |                              |                        |  |  |                            |  |                                    |
| (a)           | Individuals (Non-Resident Individuals/ Foreign Individuals)                             | -                            | -                      | -  | -  | -                          | -                                      | -                                  |
| (b)           | Bodies Corporate  | -                            | -                      | -  | -  | -                          | -                                      | -                                  |
| (c)           | Institutions  | -                            | -                      | -  | -  | -                          | -                                      | -                                  |
| (d)           | Qualified Foreign Investor  | -                            | -                      | -  | -  | -                          | -                                      | -                                  |
| (e)           | Any Other (specify)   | -                            | -                      | -  | -  | -                          | -                                      | -                                  |
|               | <b>Sub-Total (A)(2)</b>   | <b>0</b>                     | <b>0</b>               | <b>0</b>                                     | <b>0.00</b>  | <b>0.00</b>                | <b>-</b>                               | <b>-</b>                           |
|               | <b>Total Shareholding of Promoter and Promoter Group (A) = (A)(1)+(A)(2)</b>            | <b>8</b>                     | <b>19,079,645</b>      | <b>19,079,645</b>                            | <b>70.06</b>   | <b>70.06</b>               | <b>12,415,399</b>                      | <b>65.07</b>                       |
| <b>(B)</b>    | <b>Public shareholding[3]</b>   |                              |                        |  |  |                            |  |                                    |
| <b>(1)</b>    | <b>Institutions</b>   |                              |                        |  |  |                            |  |                                    |
| (a)           | Mutual Funds/ UTI   | 2                            | 2,404,663              | 2,404,663                                    | 8.83   | 8.83                       |  |                                    |
| (b)           | Financial Institutions/ Banks   | -                            | -                      | -  | -  | -                          |  |                                    |
| (c)           | Central Government/ State Government(s)   | -                            | -                      | -  | -  | -                          |  |                                    |
| (d)           | Venture Capital Funds   | -                            | -                      | -  | -  | -                          |  |                                    |
| (e)           | Insurance Companies   | -                            | -                      | -  | -  | -                          |  |                                    |
| (f)           | Foreign Institutional Investors   | -                            | -                      | -  | -  | -                          |  |                                    |
| (g)           | Foreign Venture Capital Investors   | -                            | -                      | -  | -  | -                          |  |                                    |
| (h)           | Qualified Foreign Investor  | -                            | -                      | -  | -  | -                          |  |                                    |
| (i)           | Any Other (specify)   | -                            | -                      | -  | -  | -                          |  |                                    |
|               | <b>Sub-Total (B)(1)</b>   | <b>2</b>                     | <b>2,404,663</b>       | <b>2,404,663</b>                             | <b>8.83</b>  | <b>8.83</b>                |  |                                    |
| <b>(2)</b>    | <b>Non-institutions</b>   |                              |                        |  |  |                            |  |                                    |
| (a)           | Bodies Corporate  | 322                          | 420,721                | 420,721                                      | 1.54   | 1.54                       |  |                                    |
| (b)           | Individuals -   |                              |                        |  |  |                            |  |                                    |
|               | i. Individual shareholders holding nominal share capital up to Rs. 1 lakh.              | 19,924                       | 4,258,093              | 4,197,073                                    | 15.64  | 15.64                      |  |                                    |
|               | ii. Individual shareholders holding nominal share capital in excess of Rs. 1 lakh.      | 41                           | 846,485                | 846,485                                      | 3.11   | 3.11                       |  |                                    |
| (c)           | Qualified Foreign Investor  | -                            | -                      | -  | -  | -                          |  |                                    |
| (d)           | Any Other (specify)   |                              |                        |  |  |                            |  |                                    |
|               | NRI   | 248                          | 199183                 | 199183                                       | 0.73   | 0.73                       |  |                                    |
|               | Clearing Member   | 54                           | 24573                  | 24573  | 0.09   | 0.09                       |  |                                    |
|               | Trust   | 1                            | 1                      | 1  | 0.00   | 0.00                       |  |                                    |
|               | Escrow Account  | 15                           | 601                    | 601  | 0.00   | 0.00                       |  |                                    |
|               | <b>Sub-Total (B)(2)</b>   | <b>20,605</b>                | <b>5,749,657</b>       | <b>5,688,637</b>                             | <b>21.11</b>   | <b>21.11</b>               |  |                                    |
|               | <b>Total Public Shareholding (B) = (B)(1)+(B)(2)</b>                                    | <b>20,607</b>                | <b>8,154,320</b>       | <b>8,093,300</b>                             | <b>29.94</b>   | <b>29.94</b>               |  |                                    |
|               | <b>TOTAL (A)+(B)</b>  | <b>20,615</b>                | <b>27,233,965</b>      | <b>27,172,945</b>                            | <b>100.00</b>  | <b>100.00</b>              | <b>12,415,399</b>                      | <b>45.59</b>                       |
| <b>(C)</b>    | <b>Shares held by Custodians and against which Depository Receipts have been issued</b> |                              |                        |  |  |                            |  |                                    |
| <b>1</b>      | <b>Promoter and Promoter Group</b>  |                              |                        |  |  |                            |  |                                    |
| <b>2</b>      | <b>Public</b>   |                              |                        |  |  |                            |  |                                    |
|               | <b>Sub-Total (C)</b>  |                              |                        |  |  |                            |  |                                    |
|               | <b>GRAND TOTAL (A)+(B)+(C)</b>  | <b>20,615</b>                | <b>27,233,965</b>      | <b>27,172,945</b>                            | <b>100.00</b>  | <b>100.00</b>              | <b>12,415,399</b>                      | <b>45.59</b>                       |


NOT APPLICABLE

NOT APPLICABLE

CERTIFIED TRUE COPY

For ROYAL ORCHID HOTELS LIMITED

*[Signature]*  
KUMAR




| (i) (b) Statement showing holding of securities (including shares, warrants, convertible securities) of persons belonging to the category "Promoter and Promoter Group" |                                       |                        |                                   |                       |                    |  |                         |   |                                       |   |  |
|---|---------------------------------------|------------------------|-----------------------------------|-----------------------|--------------------|--|-------------------------|---|---------------------------------------|---|--|
| Sr. No.   | Name of the shareholder               | Details of Shares held |                                   | Encumbered shares (*) |                    |  | Details of warrants     |   | Details of convertible securities     |   | Total shares (Including underlying shares assuming full conversion of warrants and convertible securities) as a % of diluted share capital |
|   |                                       | No. of Shares held     | As a % of grand total (A)+(B)+(C) | No.                   | As a percentage    | As a % of grand total (A)+(B)+(C) of sub-clause (I)(a) | Number of warrants held | As a % total number of warrants of the same class | Number of convertible securities held | As a % total number of convertible securities of the same class |  |
| (i)   | (ii)                                  | (iii)                  | (iv)                              | (v)                   | (vi)=(v)/(iii)*100 | (vii)  | (viii)                  | (ix)  | (x)                                   | (xi)  | (xii)  |
| 1.  | Chander Kamal Baljee                  | 11893898               | 43.67                             | 11893898              | 100.00             | 43.67  | -                       | -   | -                                     | -   | -  |
| 2.  | Baljee Hotels and Real Estate (P) Ltd | 5496088                | 20.18                             | 0                     | 0.00               | 0.00   | -                       | -   | -                                     | -   | -  |
| 3.  | Keshav Baljee                         | 803424                 | 2.95                              | 0                     | 0.00               | 0.00   | -                       | -   | -                                     | -   | -  |
| 4.  | Arjun Baljee                          | 415342                 | 1.53                              | 295241                | 71.08              | 1.08   |                         |   |                                       |   |  |
| 5.  | Hotel Stay Longer Pvt Ltd             | 229337                 | 0.84                              | 0                     | 0.00               | 0.00   |                         |   |                                       |   |  |
| 6.  | Sunita Baljee                         | 226260                 | 0.83                              | 226260                | 100.00             | 0.83   |                         |   |                                       |   |  |
| 7.  | Sunil Sikka                           | 15296                  | 0.06                              | 0                     | 0.00               | 0.00   | -                       | -   | -                                     | -   | -  |
|   | <b>Total</b>                          | <b>19079645</b>        | <b>70.06</b>                      | <b>12415399</b>       | <b>65.07</b>       | <b>45.59</b>   | <b>-</b>                | <b>0.00</b>                                       | <b>-</b>                              | <b>0.00</b>   | <b>0.00</b>  |

**CERTIFIED TRUE COPY**

For ROYAL ORCHID HOTELS LIMITED

*K B Shyam Kumar*  
K B SHYAM KUMAR  
COMPANY SECRETARY



(l)(c) (i) Statement showing holding of securities (including shares, warrants, convertible securities) of persons belonging to the category "Public" and holding more than 1% of the total number of shares

| Sr. No. | Name of the shareholder                       | Number of shares held | Shares as a percentage of total number of shares (i.e., Grand Total (A)+(B)+(C) indicated in Statement at para (l)(a) above) | Details of warrants     |   | Details of convertible securities     |  | Total shares (including underlying shares assuming full conversion of warrants and convertible securities) as a % of diluted share capital |
|---------|---|-----------------------|--|-------------------------|---|---------------------------------------|--|--|
|         |   |                       |  | Number of warrants held | As a % total number of warrants of the same class | Number of convertible securities held | % w.e.t total number of convertible securities of the same class |  |
| 1.      | SBI MAGNUM SECTOR FUNDS UMBRELLA- CONTRA FUND | 2,329,663             | 8.55   | -                       | -   | -                                     | -  | -  |
|         | <b>Total</b>                                  | <b>2329663</b>        | <b>8.55</b>  | -                       | -   | -                                     | -  | -  |


(l)(c) (ii) Statement showing holding of securities (including shares, warrants, convertible securities) of persons (together with PAC) belonging to the category "Public" and holding more than 5% of the total number of shares of the company

| Sr. No. | Name(s) of the shareholder(s) and the Persons Acting in Concert (PAC) with them | Number of shares | Shares as a percentage of total number of shares (i.e., Grand Total (A)+(B)+(C) Indicated in Statement at para (l)(a) above) | Details of warrants |   | Details of convertible securities     |  | Total shares (including underlying shares assuming full conversion of warrants and convertible securities) as a % of diluted share capital |
|---------|---|------------------|--|---------------------|---|---------------------------------------|--|--|
|         |   |                  |  | Number of warrants  | As a % total number of warrants of the same class | Number of convertible securities held | % w.e.t total number of convertible securities of the same class |  |
| 1.      | SBIMF MAGNUM SECTOR FUND UMBRELLA CONTRA  | 2,329,663        | 8.55   | -                   | -   | -                                     | -  | -  |
|         | <b>Total</b>  | <b>2,329,663</b> | <b>8.55</b>  | -                   | -   | -                                     | -  | -  |

CERTIFIED TRUE COPY

For ROYAL ORCHID HOTELS LIMITED

  
K B SHYAM KUMAR  
COMPANY SECRETARY



(I)(d) Statement showing details of locked-in shares

| Sr. No. | Name of the shareholder | Number of locked-in shares | Locked-in shares as a percentage of total number of shares (i.e., Grand Total (A)+(B)+(C) indicated in Statement at para (I)(a) above) | Promoter / Promoter Group / Public |
|---------|-------------------------|----------------------------|--|------------------------------------|
|         | NIL                     | -                          | -  | -                                  |

(II)(a) Statement showing details of Depository Receipts (DRs)


| Sr. No. | Type of outstanding DR (ADRs, GDRs, SDRs, etc.) | Number of outstanding DRs | Number of shares underlying outstanding DRs | Shares underlying outstanding DRs as a percentage of total number of shares (i.e., Grand Total (A)+(B)+(C) indicated in Statement at para (I)(a) above) |
|---------|---|---------------------------|---|---|
|         | NIL   | NIL                       | NIL   | NIL   |

(II)(b) Statement showing Holding of Depository Receipts (DRs), where underlying shares held by 'promoter / promoter group' are in excess of 1% of the total number of shares

| Sr. No. | Name of the DR Holder | Type of outstanding DR (ADRs, GDRs, SDRs, etc.) | Number of shares underlying outstanding DRs | Shares underlying outstanding DRs as a percentage of total number of shares (i.e., Grand Total (A)+(B)+(C) indicated in Statement at para (I)(a) above) |
|---------|-----------------------|---|---|---|
|         | NIL                   | NIL   | NIL   | NIL   |

CERTIFIED TRUE COPY

For ROYAL ORCHID HOTELS LIMITED

  
K.B SHYAM KUMAR  
COMPANY SECRETARY

