

Name of the Company	: ROYAL ORCHID HOTELS LIMITED
Scrip Code	: 532699
Name of the scrip	: ROHL TD
Class of security	: EQUITY
Period	: 31ST DECEMBER 2011


SHAREHOLDING PATTERN IN COMPLIANCE WITH CLAUSE 35 OF THE LISTING AGREEMENT AS ON 31ST DECEMBER 2011

1(a) Statement showing Shareholding Pattern

Partly paid-up shares	No of partly paid-up shares	As a % of total no. of partly paid-up shares	As a % of total no. of shares of the Company
Held by promoter/promoter group	-	-	-
Held by Public	-	-	-
Total(D)	-	-	-
Outstanding convertible securities	No of outstanding securities	As a % of total no. of outstanding convertible securities	As a % of total no. of shares of the company, assuming full conversion of the convertible securities
Held by promoter/promoter group	-	-	-
Held by Public	-	-	-
Total(E)	-	-	-
Warrants	No of warrants	As a % of total no. of warrants	As a % of total no. of shares of the Company assuming full conversion of warrants
Held by promoter/promoter group	-	-	-
Held by Public	-	-	-
Total(F)	-	-	-
Total paid-up capital of the company, assuming full conversion of warrants and convertible securities (A+B+C)+D+E+F)	27,233,965	-	100.00

For ROYAL ORCHID HOTELS LIMITED


K B SHYAM KUMAR
COMPANY SECRETARY



Category	Category of shareholder	Total Number of shareholders	Total number of shares	Number of shares held in dematerialized form	Total Shareholding as a percentage of total number of shares		Shares pledged or otherwise encumbered	
					As a percentage of (A+B)	As a percentage of (A+B+C)	Number of shares	As a percentage
(I)	(II)	(III)	(IV)	(V)	(VI)	(VII)	(VIII)	(IX)=(VIII)/(IV)*100
A)	Shareholding of Promoter and Promoter Group[2]							
1)	Indian							
a)	Individuals/ Hindu Undivided Family	5	13,508,069	13,508,069	49.60	49.60	295,241	2.19
b)	Central Government/ State Government(s)	-	-	-	-	-	-	-
c)	Bodies Corporate	2	5610437	5610437	20.60	20.60	0	0.00
d)	Financial Institutions/ Banks	-	-	-	-	-	-	-
e)	Any Other (specify)	-	-	-	-	-	-	-
	Sub-Total (A)(1)	7	19118506	19118506	70.20	70.20	295241	1.54
2)	Foreign							
a)	Individuals (Non-Resident Individuals/ Foreign Individuals)	-	-	-	-	-	-	-
b)	Bodies Corporate	-	-	-	-	-	-	-
c)	Institutions	-	-	-	-	-	-	-
d)	Any Other (specify)	-	-	-	-	-	-	-
	Sub-Total (A)(2)	0	0	0	0.00	0.00	-	-
	Total Shareholding of Promoter and Promoter Group (A)= (A)(1)+(A)(2)	7	19,118,506	19,118,506	70.20	70.20	295,241	1.54
B)	Public shareholding[3]							
1)	Institutions							
a)	Mutual Funds/ UTI	2	2,404,663	2,404,663	8.83	8.83		
b)	Financial Institutions/ Banks	-	-	-	-	-		
c)	Central Government/ State Government(s)	-	-	-	-	-		
d)	Venture Capital Funds	-	-	-	-	-		
e)	Insurance Companies	-	-	-	-	-		
f)	Foreign Institutional Investors	-	-	-	-	-		
g)	Foreign Venture Capital Investors	-	-	-	-	-		
h)	Any Other (specify)	-	-	-	-	-		
	Sub-Total (B)(1)	2	2,404,663	2,404,663	8.83	8.83		
2)	Non-institutions							
a)	Bodies Corporate	351	552,727	552,727	2.03	2.03		
b)	Individuals -							
i.	Individual shareholders holding nominal share capital up to Rs. 1 lakh.	21,616	4,281,076	4,215,207	15.72	15.72		
ii.	Individual shareholders holding nominal share capital in excess of Rs. 1 lakh.	30	616,196	616,196	2.26	2.26		
c)	Any Other (specify)							
	NRI	281	223205	223205	0.82	0.82		
	Clearing Member	61	36990	36990	0.14	0.14		
	Trust	1	1	1	0.00	0.00		
	Escrow Account	15	601	601	0.00	0.00		
	Sub-Total (B)(2)	22,355	5,710,796	5,644,927	20.97	20.97		
	Total Public Shareholding (B)= (B)(1)+(B)(2)	22,357	8,115,459	8,049,590	29.80	29.80		
	TOTAL (A)+(B)	22,364	27,233,965	27,168,096	100.00	100.00	295,241	1.08
2)	Shares held by Custodians and against which Depository Receipts have been issued							
	Promoter and Promoter Group							
	Public							
	Sub-Total (C)							
	GRAND TOTAL (A)+(B)+(C)	22,364	27,233,965	27,168,096	100.00	100.00	295,241	1.08


NOT APPLICABLE

NOT APPLICABLE



(i) (b) Statement showing holding of securities (including shares, warrants, convertible securities) of persons belonging to the category "Promoter and Promoter Group"

Sr. No.	Name of the shareholder	Details of Shares held		Encumbered shares (*)		Details of warrants		Details of convertible securities		Total shares (including underlying shares assuming full conversion of warrants and convertible securities) as a % of diluted share capital	
		No. of Shares held	As a % of grand total (A)+(B)+(C)	No.	As a percentage (VI)=(V)/(III)*100	As a % of grand total (A)+(B)+(C) of sub-clause (i)(a)	Number of warrants held	As a % total number of warrants of the same class	Number of convertible securities held		As a % total number of convertible securities of the same class
(i)	(ii)	(iii)	(iv)	(v)	(vi)	(vii)	(viii)	(ix)	(x)	(xi)	(xii)
1.	Chandrakamal Bajjee	11893898	43.67	0	0.00	0.00	-	-	-	-	-
2.	Sunita Bajjee	226260	0.83	0	0.00	0.00	-	-	-	-	-
3.	Keshav Bajjee	803424	2.95	0	0.00	0.00	-	-	-	-	-
4.	Sunit Sikka	6060	0.02	0	0.00	0.00	-	-	-	-	-
5.	Arjun Bajjee	578427	2.12	295241	51.04	1.08	-	-	-	-	-
6.	Bajjee Hotels and Real Estate (P) Ltd	5446088	20.00	0	0.00	0.00	-	-	-	-	-
7.	Hotel Stay Longer Pvt Ltd	164349	0.60	0	0.00	0.00	-	-	-	-	-
	Total	19118506	70.20	295241	1.54	1.08	-	0.00	-	0.00	0.00




(i)(c) (i) Statement showing holding of securities (including shares, warrants, convertible securities) of persons belonging to the category "Public" and holding more than 1% of the total number of shares

Sr. No.	Name of the shareholder	Number of shares held	Shares as a percentage of total number of shares (i.e., Grand Total (A)+(B)+(C) Indicated in Statement at para (i)(a) above)	Details of warrants		Details of convertible securities		Total shares (including underlying shares assuming full conversion of warrants and convertible securities) as a % of diluted share capital
				Number of warrants held	As a % total number of warrants of the same class	Number of convertible securities held	% w.e.t total number of convertible securities of the same class	
1.	SBIMF MAGNUM SECTOR FUND UMBRELLA CONTRA	2,354,663	8.65	-	-	-	-	-
	Total	2354663	8.65	-	-	-	-	-

(i)(c) (ii) Statement showing holding of securities (including shares, warrants, convertible securities) of persons (together with PAC) belonging to the category "Public" and holding more than 5% of the total number of shares of the company

Sr. No.	Name(s) of the shareholder(s) and the Persons Acting in Concert (PAC) with them	Number of shares	Shares as a percentage of total number of shares (i.e., Grand Total (A)+(B)+(C) Indicated in Statement at para (i)(a) above)	Details of warrants		Details of convertible securities		Total shares (including underlying shares assuming full conversion of warrants and convertible securities) as a % of diluted share capital
				Number of warrants	As a % total number of warrants of the same class	Number of convertible securities held	% w.e.t total number of convertible securities of the same class	
1.	SBIMF MAGNUM SECTOR FUND UMBRELLA CONTRA	2,354,663	8.65	-	-	-	-	-
	Total	2,354,663	8.65	-	-	-	-	-



(I)(d) Statement showing details of locked-in shares

Sr. No.	Name of the shareholder	Category of Shareholder (Promoters /Public)	Number of locked-in shares	Locked-in shares as a percentage of total number of shares (i.e., Grand Total (A)+(B)+(C) indicated in Statement at para (I)(a) above)
	NIL			

(II)(a) Statement showing details of Depository Receipts (DRs)

Sr. No.	Type of outstanding DR (ADRs, GDRs, SDRs, etc.)	Number of outstanding DRs	Number of shares underlying outstanding DRs	Shares underlying outstanding DRs as a percentage of total number of shares (i.e., Grand Total (A)+(B)+(C) indicated in Statement at para (I)(a) above)
	NIL	NIL	NIL	NIL

(II)(b) Statement showing Holding of Depository Receipts (DRs), where underlying shares held by 'promoter / promoter group' are in excess of 1% of the total number of shares

Sr. No.	Name of the DR Holder	Type of outstanding DR (ADRs, GDRs, SDRs, etc.)	Number of shares underlying outstanding DRs	Shares underlying outstanding DRs as a percentage of total number of shares (i.e., Grand Total (A)+(B)+(C) indicated in Statement at para (I)(a) above)
	NIL	NIL	NIL	NIL

